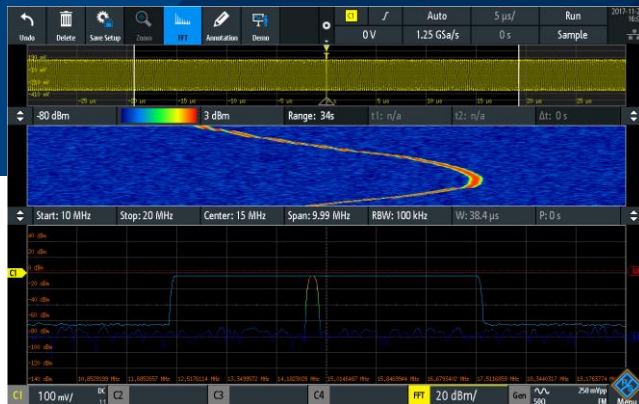


R&S®RTx-K18: SPECTRUM ANALYSIS AND SPECTROGRAM

For R&S®RTM3000 and R&S®RTA4000 oscilloscopes



Customize your oscilloscope with the spectrum analysis and spectrogram option

- Fast and precise analysis
- See correlation of time and frequency
- Spectrogram: evolution over time
- Peak markers: automatic positioning
- Quick and easy operation

Key specifications		
General	Additional displays	Spectrum traces / spectrogram
Spectrum	Setup parameters	Center frequency, frequency span, automatic RBW, resolution bandwidth, gate position, gate width, vertical scale, vertical position, spectrum mode
	Scaling	dBm, dBμV, dBV, V (RMS)
	Span	0.2 Hz to 1.2 GHz
	Trace types	Normal, max. hold, min. hold, average (selectable from 2 to 1024)
Spectrogram	Color	Rainbow, temperature color, monochrome
Marker	Peak marker search	Standard search: parameter: min. level Advanced search: parameter: min. level, excursion, maximum width, distance to next peak
	Markers on peak	Up to 100 markers
	Sources	Any spectrum trace
	Table	Frequency and magnitude, absolute or relative to reference marker
Cursor	Measurements on spectrum traces	Level, frequency, level and frequency, V-marker
	Additional actions for cursor	Coupling of cursors, set to trace, set to screen, track scaling, set next and previous peak
Spectrogram measurement	Two time cursor	t1, t2, delta t, total time, relative time between segments
Your benefit		Features
See correlation of time and frequency		Difficult-to-find faults often result from the interaction between time and frequency signals. The R&S®RTx-K18 spectrum analysis and spectrogram option quickly finds such errors
Quick and easy operation		Parameters such as center frequency and resolution bandwidth can be easily adapted to the specific measurement task. The oscilloscope automatically selects the relevant time domain settings
Multiple measurement capabilities in one instrument		Advanced electronics is based on the seamless interaction between protocol based interfaces and digital, analog and frequency components. Simultaneous analysis of all components is a must

Parallel operation: correlation between frequency and time



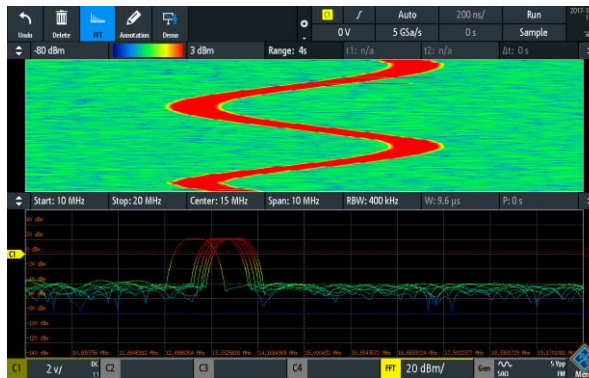
Time, frequency and protocol information are correlated, and time references can be quickly recognized. Measurement windows help you select specific areas of the recording, which can simplify, for example, the acquisition of frequency switching operations.

Markers: automatic peak finding, advanced peak setup



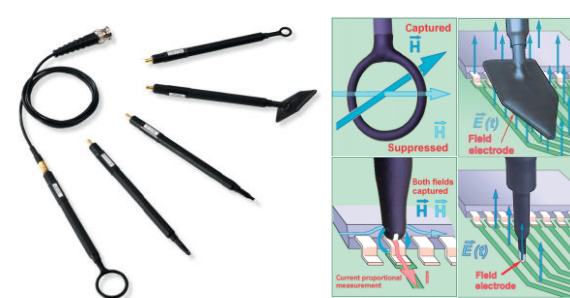
Markers can be automatically positioned on the frequency peaks for fast analysis. An adaptable threshold defines the peaks. Parameters such as excursion and maximum peak width can be adjusted for in-depth analysis. Results can be compiled in a table. Selectable delta measurements make it easy to adjust the distances between signal peaks.

Spectrogram: display of frequency over time



A spectrogram displays the spectrum of frequencies as they vary over time. For easy interpretation, the magnitude can be color-coded. Thanks to the high FFT rate, even fast frequency changes can be displayed.

Probe set for E and H near-field measurements



Powerful E and H near-field probes for the frequency range from 9 kHz to 3 GHz with an optional preamplifier expand the application range of the R&S®RTx-K18 spectrum analysis and spectrogram option to include EMI debugging.

Model configuration information

Base model	Order No.
R&S®RTM3002 oscilloscope, 100 MHz, 2 channels	1335.8794.02
R&S®RTM3004 oscilloscope, 100 MHz, 4 channels	1335.8794.04
R&S®RTA4004 oscilloscope, 200 MHz, 4 channels	1335.7700.04
Software option	Order No.
R&S®RTM-K18 spectrum analysis and spectrogram	1335.8913.02
R&S®RTA-K18 spectrum analysis and spectrogram	1335.7752.02
Application bundle	Order No.
R&S®RTM-PK1 consists of the following options: -K1, -K2, -K3, -K5, -K6, -K7, -K15, -K18, -K31, -K36, -B6	1335.8942.02
R&S®RTM-PK1US consists of the following options: -K1, -K2, -K3, -K5, -K6, -K7, -K15, -K31, -K36, -B6	1335.9190.02
R&S®RTA-PK1 consists of the following options: -K1, -K2, -K3, -K5, -K6, -K7, -K18, -K31, -K36, -B6	1335.7775.02
R&S®RTA-PK1US consists of the following options: -K1, -K2, -K3, -K5, -K6, -K7, -K31, -K36, -B6	1335.7998.02
EMC near-field probes	
R&S®HZ-14 active E and H near-field probe set, requires R&S®HZ-9 external power supply, 9 kHz to 1 GHz	1026.7744.03
R&S®HZ-15 probe set for E and H near-field measurements, 30 MHz to 3 GHz	1147.2736.02
R&S®HZ-17 compact H near-field probe set, 30 MHz to 3 GHz	1339.4141.02
Accessories	
R&S®HZ-16 preamplifier, 20 dB, power adapter 100 V to 230 V, 100 kHz to 3 GHz	1147.2720.02
R&S®HZ-9 external power supply for R&S®HZ-14	0816.1015.03

All options can be retrofitted